



Khalid Siraj Textile Mills Limited

(Un-Audited)
Interim Financial Report
For The Nine Months Ended
March 31, 2025

Khalid Siraj Textile Mills Limited

Contents

Company Information	_____	1
Directors' Report	_____	2
Condensed Interim Statement of Financial Position	_____	3
Condensed Interim Statement of Profit or Loss and Other Comprehensive Income	_____	4
Condensed Interim Statement of Changes in Equity	_____	5
Condensed Interim Statement of Cash Flows	_____	6
Notes to the Condensed Interim Financial Information	_____	7

Khalid Siraj Textile Mills Limited

COMPANY INFORMATION

Chairman	-	Mian Iqbal Barkat
Chief Executive Officer	-	
Directors	-	Mian Hassan Barkat
	-	Muhammad Musaddaq
	-	Abdul Razzaq Khan
	-	Muhammad Umair Younas Lone
	-	Abida Iqbal
	-	Rafia Hassan
Audit Committee - Members	-	Mian Hassan Barkat
	-	Mian Iqbal Barkat
	-	Abida Iqbal
HR Committee - Members	-	Muhammad Musaddaq
	-	Muhammad Umair Younas Lone
	-	Rafia Hassan
Risk Management Committee - Members	-	Mr. Muhammad Musaddaq
	-	Mian Iqbal Barkat
	-	Abdul Razzaq Khan
Company Secretary	-	Haji Tariq Samad
Auditors	-	M/s. Sheikh & Chaudhri Corporate Avenue, 32-A, Jail Road, Lahore. Ph: 042-35463623-5
Bankers	-	National Bank of Pakistan Habib Bank Limited Habib Metropolitan Bank Limited Meezan Bank Limited
Chief Financial Officer	-	Mr. Nabeel Ahmed
Legal Advisor	-	Mr. Majid Ali Rana (Advocate)
Share Registrar	-	M/s. Corplink (Pvt) Limited Wings Arcade, 1-K, Commercial, Model Town, Lahore. Ph: 042-35916714, Fax: 042-35869037
Registered Office	-	135-Upper Mall, Lahore.
Website Address	-	www.kstml.com.pk
Mills	-	48-K.M, Lahore-Multan Road, Phool Nagar (Bhai Pheru), Tehsil Pattoki, Distt. Kasur.

Khalid Siraj Textile Mills Limited

Directors' Report to the Members

Dear Members

The Board of Directors of your Company is pleased to present before you the Condensed Interim Financial Information (Un-Audited) duly reviewed by the auditors for the nine months ended March 31, 2025 in compliance with requirements of the Companies Act, 2017.

The sector faces several challenges such as the industry continues to grapple with structural inefficiencies that hinder its full potential. Higher taxation levels have been cited as a factor affecting competitiveness in the global market. A significant decline in cotton yarn exports suggests challenges in raw material availability or competitiveness in this segment. Addressing these challenges through policy reforms and strategic initiatives will be crucial for sustaining and enhancing the textile sector's contribution to Pakistan's economy. The sector requires regionally competitive electricity and gas tariffs to better compete with countries like India, Bangladesh, and Vietnam in export markets.

Financial Highlights:


	Nine Months Ended		Quarter Ended	
	31-Mar-25	31-Mar-24	31-Mar-25	31-Mar-24
	Rupees	Rupees	Rupees	Rupees
Other income	-	-	-	-
Admin. Expenses	(2,073,927)	(3,029,962)	(1,532,568)	(827,630)
Other Operating Expenses	(15,937,053)	(17,685,459)	(10,624,701)	(5,895,153)
Finance costs	0	(3,955)	-	(291)
Taxation	3,948,594	4,381,087	5,264,792	1,460,362
(Loss) / profit after taxation	(14,062,386)	(16,338,289)	(6,892,477)	(5,262,712)
(Loss)/Earnings per share (basic and diluted)	(1.31)	(1.53)	(0.64)	(0.49)

Future Outlook:

Prospects for the stability of the economy are largely dependent on several factors, including political stability, the implementation of a proactive and prudent monetary policy, and access to external financing. For the textile sector to remain competitive on the global stage, the main priority is ensuring the availability and affordability of energy. Currently, the industrial electricity tariff in Pakistan is higher compared to other textile exporting countries, making us less competitive in the international market. Furthermore, yarn imports to Pakistan have been on the rise over the period resulting in lower prices and demand for locally manufactured yarns. Therefore, it is necessary to establish a predictable, stable, and compatible energy, taxation, and import policy that can improve business confidence levels and improve our international and domestic competitiveness. We are exploring new product offerings and collaborations with customers to improve competitiveness and profitability in this challenging environment.

Acknowledgement:

We are grateful to all our stakeholders exclusively the bankers for their ongoing support and the employees of the company for their commitment and hard work.



Mian Tayyab Iqbal
Chief Executive Officer

For and on behalf of the Board



Mian Tahir Iqbal
Director

Lahore:
April 24, 2025


Khalid Siraj Textile Mills Limited

CONDENSED INTERIM STATEMENT OF FINANCIAL POSITION

AS AT MARCH 31, 2025

	Notes	Un-Audited	Audited
		Nine Months Ended	
		31-Mar-25	30-Jun-24
		Rupees	Rupees
ASSETS			
Non-current assets			
Property, plant and equipment	5	298,432,259	314,369,312
Long-term deposits		6,348,000	6,348,000
		<u>304,780,259</u>	<u>320,717,312</u>
Current assets			
Stores, spare parts and loose tools		3,018,542	3,018,542
Trade deposits and short-term prepayments		507,100	507,100
Tax refunds due from government		56,663	56,663
Cash and bank balances		30,808	7,384
		<u>3,613,113</u>	<u>3,589,689</u>
		<u><u>308,393,372</u></u>	<u><u>324,307,001</u></u>
EQUITY AND LIABILITIES			
Share capital and reserves			
Authorized share capital			
12,000,000 (30 June 2024: 12,000,000) ordinary shares of Rs. 10 each	6	120,000,000	120,000,000
		<u>107,000,000</u>	<u>107,000,000</u>
Issued, subscribed and paid-up share capital		107,000,000	107,000,000
Accumulated loss		(397,157,230)	(392,762,091)
Surplus on revaluation of property, plant and equipment		218,173,166	227,840,413
		<u>(71,984,064)</u>	<u>(57,921,678)</u>
Non-current liabilities			
Long-term finances	7	153,905,767	149,975,333
Deferred liabilities		41,109,073	45,057,667
		<u>195,014,840</u>	<u>195,033,000</u>
Current liabilities			
Trade and other payables		76,081,945	77,770,255
Unclaimed Dividend	8	24,058,182	24,058,182
Mark-up accrued		16,790,575	16,790,575
Short-term borrowings		68,180,179	68,216,918
Income tax liability		251,715	359,749
		<u>185,362,596</u>	<u>187,195,679</u>
Contingencies and commitments		-	-
		<u><u>308,393,372</u></u>	<u><u>324,307,001</u></u>

The annexed notes 1 to 10 form an integral part of this condensed interim financial information.



CHIEF EXECUTIVE OFFICER



DIRECTOR




CHIEF FINANCIAL OFFICER

Khalid Siraj Textile Mills Limited

**CONDENSED INTERIM PROFIT OR LOSS
AND OTHER COMPREHENSIVE INCOME (UN-AUDITED)
FOR THE NINE-MONTHS PERIOD ENDED MARCH 31, 2025**

Note	Un-Audited		Un-Audited	
	Nine Months Ended		Quarter Ended	
	31-Mar-25	31-Mar-24	31-Mar-25	31-Mar-24
	Rupees	Rupees	Rupees	Rupees
Sales	-	-	-	-
Cost of sales	-	-	-	-
Gross Loss	-	-	-	-
Other operating income	-	-	-	-
Other operating expenses				
Administrative and selling expenses	(2,073,927)	(3,029,962)	(1,532,568)	(827,630)
Other Operating Expenses	(15,937,053)	(17,685,459)	(10,624,701)	(5,895,153)
Finance costs	0	(3,955)	-	(291)
	(18,010,980)	(20,719,376)	(12,157,269)	(6,723,074)
(Loss) / profit before taxation	(18,010,980)	(20,719,376)	(12,157,269)	(6,723,074)
Provision for taxation	3,948,594	4,381,087	5,264,792	1,460,362
(Loss) / profit after taxation	(14,062,386)	(16,338,289)	(6,892,477)	(5,262,712)
Other comprehensive loss	-	-	-	-
Total comprehensive loss	(14,062,386)	(16,338,289)	(6,892,477)	(5,262,712)
(Loss)/Earnings per share (basic and diluted)	(1.31)	(1.53)	(0.64)	(0.49)

The annexed notes 1 to 10 form an integral part of this condensed interim financial information.



CHIEF EXECUTIVE OFFICER



DIRECTOR




CHIEF FINANCIAL OFFICER

Khalid Siraj Textile Mills Limited

CONDENSED INTERIM STATEMENT OF CHANGES IN EQUITY (UN-AUDITED) FOR THE NINE-MONTHS PERIOD ENDED MARCH 31, 2025

Particulars	Share capital	Accumulated Loss	Revaluation surplus on property, plant and equipment	Total Equity
	----- Rupees -----			
Balance as at June 30, 2023	107,000,000	(393,338,815)	242,141,894	(44,196,921)
Total comprehensive income/(loss) for the six month period ended March 31, 2024				
Total comprehensive income/(loss)	-	(16,338,289)	-	(16,338,289)
Incremental depreciation on revaluation of property, plant and equipment for the period (net of deferred taxation)	-	10,726,109	(10,726,109)	-
Balance as at March 31, 2024	107,000,000	(398,950,995)	231,415,785	(60,535,210)
Total comprehensive income/(loss)	-	2,613,532	-	2,613,532
Incremental depreciation on revaluation of property, plant and equipment for the period (net of deferred taxation)	-	7,150,739	(7,150,739)	-
Balance as at June 30, 2024	107,000,000	(389,186,724)	224,265,046	(57,921,678)
Total comprehensive income/(loss)	-	(14,062,386)	-	(14,062,386)
Incremental depreciation on revaluation of property, plant and equipment for the period (net of deferred taxation)	-	9,667,247	(9,667,247)	-
Balance as at March 31, 2025	107,000,000	(393,581,863)	214,597,799	(71,984,064)

The annexed notes 1 to 10 form an integral part of this condensed interim financial information.



CHIEF EXECUTIVE OFFICER



DIRECTOR




CHIEF FINANCIAL OFFICER

Khalid Siraj Textile Mills Limited

CONDENSED INTERIM CASH FLOW STATEMENT (UN-AUDITED) FOR THE NINE-MONTHS PERIOD ENDED MARCH 31, 2025

	Un-Audited	
	Nine Months Ended	
	31-Mar-25	31-Mar-24
	Rupees	Rupees
CASH FLOW FROM OPERATING ACTIVITIES		
Operating Profit / (loss)	(18,010,980)	(20,719,376)
Add / (Less) Adjustment for non-cash items:		
Adjustment for depreciation on property, plant and equipment	15,937,053	17,685,459
Finance cost	0	3,955
	15,937,053	17,689,414
Operating profit / (loss) before working capital changes	(2,073,927)	(3,029,962)
Working capital changes		
(Decrease) / Increase in trade and other payables	(1,688,310)	2,299,757
	(1,688,310)	2,299,757
Cash (used in) / generated from operations	(3,762,237)	(730,205)
Income taxes paid	(108,034)	-
Finance cost paid	-	(3,955)
Net cash (used in) operating activities	(3,870,271)	(734,160)
CASH FLOW FROM FINANCING ACTIVITIES		
Proceeds (net) of long-term finances	3,930,434	486,000
(Repayments) / Proceeds (net) of short-term borrowings	(36,739)	(44,286)
Net cash in / (out) flow from financing activities	3,893,695	441,714
Net (decrease) / increase in cash and cash equivalents (A+B+C)	23,424	(292,446)
Cash and cash equivalents at beginning of the period	7,384	501,519
Cash and cash equivalents at end of the period	30,808	209,073

The annexed notes 1 to 10 form an integral part of this condensed interim financial information.



CHIEF EXECUTIVE OFFICER



DIRECTOR



CHIEF FINANCIAL OFFICER

Khalid Siraj Textile Mills Limited

KHALID SIRAJ TEXTILE MILLS LIMITED

NOTES TO THE CONDENSED INTERIM FINANCIAL INFORMATION (UN-AUDITED)

FOR THE NINE-MONTHS PERIOD ENDED MARCH 31, 2025

1 STATUS AND ACTIVITIES

1.1 Khalid Siraj Textile Mills Limited (the "Company") was incorporated in Pakistan as a public limited company on 17 January 1988 under the repealed Companies Ordinance, 1984 (now the Companies Act, 2017) and is quoted on Pakistan Stock Exchange. Registered office of the Company is situated at 135, Upper Mall, Lahore. The project of the Company is located at 48 KM, Lahore Multan Road, Phool Nagar (Bhai Pheru), Tehsil Pattoki, District Kasur. The principle business of the Company is manufacturing and sale of yarn and the other related / allied operations.

1.2 Going concern assumption

The accompanying financial statements have been prepared assuming that the Company will continue as a going concern, which contemplates the realization of assets and liquidation of liabilities in the normal course of business.

The Company incurred a net loss for the period ended of Rs. 14.062 million (Mar 2024: Rs. 16.338 million) resulting in accumulated losses at the end of the period of Rs. 397.157million (June 2024: Rs. 392.762 million). The Company's current liabilities exceed its current assets at reporting date by Rs. 181.749 million (June 2023: Rs. 183.467 million).

The Company had ceased its operations since November 2013 due to working capital. However, subsequent to the balance sheet date, the management is taking steps to recommence operations and the Company is in negotiations with financial institutions / sponsors of the Company for borrowing of funds to manage working capital requirements. The Company managed its liquidity constraints largely thru financing from its sponsors. The Company's ability to continue as a going concern is dependent on continued financing from sponsors. Management's efforts for obtaining finances from financial institutions are not so far materIALIZED, however, management is confident that efforts will be realized and that the Company will be able to continue as a going concern.

2 STATEMENT OF COMPLIANCE

This condensed interim financial information is unaudited and has been prepared in accordance with the requirements of the International Accounting Standard 34 - Interim Financial Reporting' issued by the International Accounting Standards Board (IASB) as notified under the Companies Act, 2017 and provisions of and directives issued under the Companies Act, 2017. Where provisions of and directives issued under the Companies Act, 2017 differ from the IAS 34 and IFRSs, the provisions of and directives issued under the Companies Act, 2017 have been followed.

This condensed interim financial information has, however, been subjected to limited scope review by the auditors, as required by the Code of Corporate Governance, and should be read in conjunction with the audited annual financial statements of the Company for the year ended 30 June 2024.

3 BASIS OF MEASUREMENT


This condensed interim financial information has been prepared under the historical cost convention modified by adjustment of revaluation of certain assets. In this condensed interim financial information, except for the cash flow statements, all the transactions have been accounted for on accrual basis.

Khalid Siraj Textile Mills Limited

4 SIGNIFICANT ACCOUNTING POLICIES

The accounting policies and method for computation adopted for the preparation of this condensed interim financial information is the same as those applied in preparation of the financial statements for the year ended June 30, 2024.

	Un-Audited 31-Mar-25 Rupees	Audited 30-Jun-24 Rupees
5 SHARE CAPITAL		
Authorized capital (Ordinary shares of Rs. 10 each)	120,000,000	120,000,000
Issued, subscribed and paid-up share capital		
10,000,000 (June 30, 2024: 10,000,000) ordinary shares of Rs 10/- each fully paid in cash	100,000,000	100,000,000
700,000 (June 30, 2024: 700,000) ordinary shares of Rs 10/- each fully paid as bonus shares	7,000,000	7,000,000
	107,000,000	107,000,000
6 LONG TERM FINANCES		
Current Directors	153,905,767	149,975,333
7 Short term borrowings - banks and financial institutions		
Cash finance/overdraft	60,680,179	60,680,179
Finance against trust receipts	7,500,000	7,500,000
7.1 Book overdraft - unsecured	0	36,739
	68,180,179	68,216,918
7.1 Book overdraft - unsecured		
This has arisen due to issuance of post dated cheques in respect of balance in a bank account.		
8 PROPERTY, PLANT AND EQUIPMENT		
Opening WDV	314,369,311	337,949,920
Add: Addition during the period	-	-
Less: Depreciation	(15,937,053)	(23,580,609)
Book value as at period end	298,432,258	314,369,311
9 DATE OF AUTHORIZATION FOR ISSUE		
These financial statements have been approved by the board of directors of the Company and authorized for issue on April 24, 2025.		
10 CORRESPONDING FIGURES		
10.1 Corresponding figures have been re-arranged, wherever necessary to the facilitation of comparison.		
10.2 Figures have been rounded off to the nearest of rupees.		



Chief Executive Officer



Director



Chief Financial Officer



KSTML.COM.PK



**KHALID SIRAJ
TEXTILE MILLS LIMITED
135-Upper Mall,
Lahore, Pakistan.
Tel: +92 42 35761706-07**